



MINERAL CLAIM: APPLICATION FOR REGISTRATION

USE THIS FORM TO: Apply to register a mineral claim that you have pegged.

Section A: Applicant(s)

	NAME OF COMPANY or INDIVIDUAL	% SHARE		ⓘ List all applicants and percentage share in the application.
Applicant 1			%	
Applicant 2			%	

Note: Each party must complete a separate copy of the 'applicant details' page attached to this form.

Section B: Location of Claim

Section, Hundred		ⓘ Clearly define the area of the claim with as much detail as possible.
Pastoral block		
Land Title Reference		
Local Council area		
Area plan	<p>A detailed plan of the location of the claim must be attached. The plan must show –</p> <ul style="list-style-type: none"> • dimensions, coordinates/bearings and the datum (e.g. GDA94) of the claim boundaries; and • bearings and distances from land boundaries or other known points; and • the proposed means of access from a public road. <p>All measurements taken for the purposes of the plan must be taken with a GPS unit or other survey equipment on the ground from each post.</p> <p>If the datum is not supplied, it will be assumed the coordinates are recorded in GDA94.</p>	ⓘ Co-ordinates taken from Google maps or other software are not sufficient.

Section C: Minerals Sought

Mineral type	<input type="checkbox"/> Mineral	<input type="checkbox"/> Extractive Minerals	ⓘ Tick one box only.
Mineral(s) sought			ⓘ Specify the mineral name, not just the symbol e.g. "Gold" not "Au".

A list of minerals is found on the SA commodity list: http://minerals.dpc.sa.gov.au/data/assets/pdf_file/0018/244224/Commodity_List_5_1.pdf

Section D: Pegging of Claim

Pegging date		ⓘ Can be pegged by an agent of the applicant.
Pegged by		

Section E: Shape of Claim

Is the claim pegged in a regular shape	<input type="checkbox"/> Yes	<input type="checkbox"/> No	ⓘ Shape of a regular claim is an approximate rectangle. Length of the longest side must be <2kms.
If no, explain why the claim has not been pegged in a regular shape			

Section F: Native title land

Does 'native title land' exist within the claim area?

<input type="checkbox"/> Yes	<input type="checkbox"/> No	<p>i Part 9B of the Act sets out what procedures must be undertaken prior to the conduct of mining activities on 'native title land'.</p>
<p>Native Title land means land where native title does or might exist, but does not include land where native title has been extinguished (as found or declared by an appropriate court). Land held under certain titles (including freehold and some perpetual leases) is <u>not</u> native title land.</p> <p>Note: If land is native title land, you must comply with the provisions of Part 9B of the Act. The Minister may refuse an application for a lease over native title land if the applicant is not proceeding with reasonable diligence to obtain the necessary agreement or determination.</p>		

Section G: Owners of Land and Notice of Entry

Provide details of the land owner(s) within the claim area and date the Notice of Entry (Form 21) was served in accordance with section 58A of the Act.

OR

Provide details of any agreements with owner(s) of land to authorise entry in lieu of a Notice of Entry.

Land Title Reference	Owner of land	Date Notice of Entry served on owner or agreement	<p>i A copy of each land title (less than 3 months old), proving land ownership, must be attached.</p> <p>i Copy of Form 21 and proof of service or a negotiated agreement must be attached.</p>

Note: A Notice of Entry must have been served on all relevant owners of land e.g. pastoral leasee, native title party and/or petroleum exploration licence holder.

Section H: Exempt Land

Does 'exempt land' exist within the claim area?

<input type="checkbox"/> Yes	<input type="checkbox"/> No	<p>i Section 9 of the Act sets out all categories of exempt land.</p> <p>i Identify exempt land in the area plans provided.</p>
<p>If no, please proceed to Section I.</p> <p>Certain land is exempt from exploration or mining, and cannot be explored or mined without permission from the landowner.</p> <p>Note: Exempt land categories include, for example, land that is:</p> <ul style="list-style-type: none"> - Lawfully and genuinely used as a yard, garden, cultivated field, plantation, orchard or vineyard; - Situated within 400 metres of a building or structure used as a place of residence; and - Situated within 150 metres of a spring, well, reservoir or dam. 		

Provide details of any 'exempt land' within the claim area and identify the feature(s) giving rise to the exempt status.


Owner of land	Details of exempt land	Feature(s) giving rise to exempt status	<p>i Land may be considered exempt even if the mining operations are not on that land (e.g. the mining operations are on a neighbouring property, but within 400 metres of a home).</p>

Provide details of any waiver of exemption(s) that has been negotiated.

	<p>i A copy of the each waiver must be attached.</p>


Section I: Application Checklist

Ensure the following items are included with your application (where applicable) in order for it to be valid.

Section	Item	<p> Applications must contain these items (as applicable) in order to be valid.</p> <p>Further information may be requested before application is accepted for registration.</p>
A. Applicant Details	<input type="checkbox"/> A separate copy of the 'Applicant details' page has been completed and attached for each applicant	
B. Location of Claim	<input type="checkbox"/> A detailed plan showing the location of the claim and the coordinates of the pegs	
G. Owners of Land & Notice of Entry	<input type="checkbox"/> A copy of each title, less than 3 months old, evidencing ownership of the land	
	<input type="checkbox"/> A copy of each Notice of Entry to land and proof of service	
	<input type="checkbox"/> A copy of any agreement waiving Notice of Entry, signed by all parties	
H. Exempt Land	<input type="checkbox"/> A copy of any Waiver of Exemption that has been completed. These must be submitted before mining operations can begin.	
K. Payment Details	<input type="checkbox"/> Payment details below are complete, including the correct fee amount	

Section J: Declaration that application is complete and accurate

I declare the information provided in this application is complete and accurate, and meets the requirements of section 21(7) of the Act and regulation 13(1) of the Mining Regulations 2011.

APPLICANT 1	Individual or Company Representative 1		Individual's Witness or Company Representative 2		<p> Ensure that applicants sign in the order listed in Section A.</p>
Print Name	1.		2.		
Signature	1.		2.		
APPLICANT 2	Individual or Company Representative 1		Individual's Witness or Company Representative 2		
Print Name	1.		2.		
Signature	1.		2.		

COMPANY: Sign in accordance with the *Corporations Act 2001*. If agent, written authority must be provided.


INDIVIDUAL: Signature must be witnessed by a person who is not a beneficiary of the application (e.g. not a joint applicant).

Note: A mineral claim may only be registered if the process required under the *Mining Act 1971* has been undertaken. An application to register a Mineral Claim that has not been validly established cannot be registered.

Please refer to Section K on page 4 for Payment Details

Section K:

Payment Details

Fee	Mineral claim – application for registration		\$		 Refer to the current fee schedule for the applicable fee. CVV Code is the last 3 digits printed in the signature block on the back of the credit card.
Payment method	<input type="checkbox"/> Cheque - made out to 'DEM'			OFFICE USE ONLY	
	<input type="checkbox"/> Credit card - provide details below			RECEIPT	
Card number		Visa / MasterCard (circle one)			
Expiry MM/YYYY		CVV security code			
Cardholder name					
Cardholder signature					



MINERAL CLAIM: APPLICANT DETAILS

USE THIS FORM TO: Provide the details of a new client, or provide updated details for an existing client. One company or one individual per page only. No joint names.

This applicant's percentage share		%	Applicant number		of		<i>i</i> Provide the total number of applicants.
-----------------------------------	--	----------	------------------	--	----	--	--

Applicant type: **Company**

Company name				<i>i</i> If 'Company', provide registered business street address , and either an ABN or ACN. New company clients need to attach a copy of their certificate of business registration.
ABN		ACN		
Registered address line 1				
Registered address line 2				
Suburb / Locality		State	Postcode	
<input type="checkbox"/> Individual				
Surname		Given names		

Applicant Contact Details Postal address is the same as company registered address above

Postal Address Line 1				<i>i</i> Provide a postal address if it is different to the registered business street address.
Postal Address Line 2				
Suburb / Locality		State	Postcode	
Email				
Website				
Telephone		Mobile		

Contact Person for Queries

Contact Name		Position title		<i>i</i> A contact person must be nominated for each client.
Email				
Telephone		Mobile		
Do you consent to receiving electronic correspondence from the Department regarding tenement matters?	<input type="checkbox"/> Yes	<input type="checkbox"/> No		

Certified Correct

Name				<i>i</i> May be certified by any appropriate person.
Signature				