



MINERAL EXPLORATION LICENCE: APPLICATION/RENEWAL

USE THIS FORM TO: Apply for a new or subsequent exploration licence, or renew an active exploration licence

Section A: Applicant(s)

	NAME OF COMPANY or INDIVIDUAL	% SHARE		ⓘ List all applicants and their percentage share in the application. Attach additional information if required.
Applicant 1			%	
Applicant 2			%	
Applicant 3			%	
Applicant 4			%	

Application Type

Select one application type

<input type="checkbox"/> New Exploration Licence Application	<input type="checkbox"/> Mineral	<input type="checkbox"/> Opal	ⓘ Tick one box only, and complete all information requested.
<input type="checkbox"/> Renew an existing Exploration Licence (EL)	EL Number:		
<input type="checkbox"/> Subsequent Exploration Licence application (ELA) over an existing licence (at end of five year term)	EL Number:		
Requested Licence Term	Years	Area Size:	Attach relevant trust or holding company documentation.
Application made on behalf of a trust	<input type="checkbox"/> Yes - Provide Trust name:		
Application made by a subsidiary company	<input type="checkbox"/> Yes - Provide holding company name		

Section B: Location of Application

Location

250k Map Sheet(s)

Plan

	ⓘ Clearly define the area of the land with as much detail as possible.
Attach a plan, and/or description, defining the area in latitudes and longitudes with coordinates in whole minutes of latitude and longitude, conforming to a north-south, east-west grid (defined in AGD66). Renewal/subsequent: only attach a plan if the licence area is to be reduced. Show current area and proposed reduced area.	

Section C: Exploration Target & Geological Model

Major mineral(s) sought

Provide details of the exploration model for the mineral(s) sought, together with geoscientific reasoning for targeting the area, and an indication of the priority target areas based on existing geoscientific data

	ⓘ Specify mineral name, i.e. "Gold" not "Au". Information may be entered here or attached separately. Max 1000 words (~2 pages) plus any necessary map/s.

All sections are mandatory unless otherwise stipulated

Section D: Proposed Exploration Program

State the **proposed** total expenditure for the requested licence term

Proposed total expenditure for requested term	A\$		<i>i</i> Ensure that amounts provided meet the minimum expenditure requirement.
---	------------	--	---

Minimum expenditure requirement is: \$30,000 plus \$97 per km², rounded to the nearest \$5,000, PER YEAR
A Subsequent ELA will be double the prevailing rate for the current licence, unless otherwise agreed with the Delegate

Provide a phased program of exploration with a breakdown of activities and expenditure proposed for the requested term.

Proposed expenditure must meet the minimum expenditure requirements.

At renewal, programs must meet the minimum expenditure requirements plus any shortfall from the previous term.

	<i>i</i> Provide a reasonable level of detail. Information may be entered here or attached separately. Max 1000 words (~2 pages).
--	---

Section E: Financial Capability/Resources

Attach evidence of the financial resources available to the applicant to fund the proposed exploration program.

The information provided in this section must be attached to this application and be in accordance with the published policy found in [Earth Resources Information Sheet M05: Mineral Exploration Licences – General conditions, procedures and information.](#)

Section F: Technical and Operational Capability/Resources

The information provided in this section may be attached to this application and must be in accordance with the published policy found in [Earth Resources Information Sheet M05: Mineral Exploration Licences – General conditions, procedures and information.](#)

	<i>i</i> Max 1000 words (~2 pages).
--	-------------------------------------

Section G: Current SA exploration licences and applications

Provide a summary of the ELs and EL Applications held or being explored by the applicant within South Australia

Type	Total Number	Total Area	Total annual expenditure commitment/requirement
ELs		km ²	A\$
ELAs		km ²	A\$

i Fill in all fields of the table.
Attach additional information if required.

Amalgamated Expenditure Arrangements

Is the EL being managed under an Amalgamated Expenditure Arrangement (AEA)?

<input type="checkbox"/> Yes - (Complete AEA details then skip to section	AEA Project Name		<i>i</i> If this application is part of an AEA then complete these details and skip to section J.
	AEA Expiry Date		
<input type="checkbox"/> No	Go to Section H		

All sections are mandatory unless otherwise stipulated

Section H: Past performance and regulatory compliance

List any current or previous (within the last 5 years) non-compliance in relation to Departmental Instructions/ Directions/ Orders. Indicate the status of these and rectification timelines.

List any currently overdue EL reports.

	<i>i</i> Attach additional information if required.
--	---

Section I: EL renewal/subsequent ELA only – review of current licence term

Current EL number	Term start date			<i>i</i> Provide information regarding the current EL, to assist with the assessment of your application.
	Term expiry date			
Expenditure commitment (as per Schedule B licence conditions or current memorandum of renewal)	A\$			

Exploration Review


Exploration conducted this period					<i>i</i> Please provide a summary of work undertaken during the current term of the licence. Only EL renewals or subsequent ELAs that are not part of an AEA must complete this section. Attach additional information if required.
	Actual Expenditure	A\$	Expenditure Shortfall	A\$	
Reasons for any expenditure shortfall					

Area Reductions


Does an area reduction condition apply to the current term if expenditure commitment is not met?	<input type="checkbox"/> Yes	<input type="checkbox"/> No	<input type="checkbox"/> 25%	<input type="checkbox"/> 50%	<i>i</i> Please check the Schedule B licence conditions or current memorandum of renewal. Boundaries of the reduced area must not be internally isolated within the EL, and coincide with whole minutes of latitude and longitude. Attach additional information if required.
			Other %		
Do you wish to reduce the licence area?	<input type="checkbox"/> Yes (please attach a map)		Current Area		km ²
			New Area		km ²
			Percentage Area Reduction		%
<input type="checkbox"/> No		Provide justification for deferral of area reduction below			

All sections are mandatory unless otherwise stipulated


Section J: New or subsequent ELA – payment details

Fee	Exploration Licence – Application Fee	A\$		<p> Refer to the current fee schedule for the applicable fee.</p> <p>There is no fee to renew an EL.</p>
Payment Method	<input type="checkbox"/> Cash - in person only. Do not post. <input type="checkbox"/> Cheque - made out to 'DSD' <input type="checkbox"/> Money Order <input type="checkbox"/> Credit Card - DSD to contact applicant for card details <input type="checkbox"/> Credit Card - details below	OFFICE USE ONLY		
		RECEIPT		
Card Number				
Expiry MM/YYYY		CVV Security code	Mastercard / Visa	
Cardholder Name				
Cardholder Signature				

Section K: Contact details

Contact Name		Position / Role		<p> Nominate one contact person for this application. May be an authorised agent or tenement manager if written authority is provided.</p> <p>Provide one postal address for all correspondence regarding this application.</p>
Company Name				
Email				
Telephone		Mobile		
Postal address line 1				
Postal address line 2				
Suburb / Locality		State	Postcode	

Section L: Certification that application is complete and correct

APPLICANT 1	Individual or Company Representative 1	Individual's Witness or Company Representative 2		<p> Ensure that applicants sign in the correct order, as listed on page 1.</p> <p>COMPANY: Sign in accordance with the <i>Corporations Act</i>. If agent, written authority must be provided.</p> <p>INDIVIDUAL: witness certifies that the individual named above is the person whose signature appears here.</p> <p>Applications in an individual's name must be witnessed by a person who is not a beneficiary of the application (e.g. not a joint applicant).</p>
Print Name	1.		2.	
Signature	1.		2.	
APPLICANT 2	Individual or Company Representative 1	Individual's Witness or Company Representative 2		
Print Name	1.		2.	
Signature	1.		2.	
APPLICANT 3	Individual or Company Representative 1	Individual's Witness or Company Representative 2		
Print Name	1.		2.	
Signature	1.		2.	
APPLICANT 4	Individual or Company Representative 1	Individual's Witness or Company Representative 2		
Print Name	1.		2.	
Signature	1.		2.	

All sections are mandatory unless otherwise stipulated



MINERAL EXPLORATION LICENCE: APPLICATION/RENEWAL

USE THIS FORM TO:

Provide the details of a new client, or provide updated details for an existing client.
One company or one individual per page only. No joint names

NOTE: Existing clients – only complete this page if any of your details have changed.

<input type="checkbox"/> New Client <input type="checkbox"/> Existing Client – details have changed	Tick one box only. Complete ALL fields below.
--	--

Is the client a subsidiary company?

<input type="checkbox"/> Yes - Provide holding company name	Ministerial consent is required for Trust applications.
---	---

Is the client acting on behalf of a trust?

<input type="checkbox"/> Yes - Provide Trust name:	
--	--

Client type:

Company

Company name

ABN

Registered address line 1

Registered address line 2

Suburb / Locality

Company name			If 'Company', provide registered business street address , and either an ABN or ACN. New company clients need to attach a copy of their certificate of business registration.
ABN	ACN		
Registered address line 1			
Registered address line 2			
Suburb / Locality	State	Postcode	

Individual

Surname

Given names

Surname	Given names	
---------	-------------	--

Client Contact Details

Postal address is the same as company registered address above

Postal Address Line 1

Postal Address Line 2

Suburb / Locality

Email

Website

Telephone

Postal Address Line 1			Provide a postal address if it is different to the registered business street address.
Postal Address Line 2			
Suburb / Locality	State	Postcode	
Email			
Website			
Telephone	Fax		

Contact Person for Inquiries

Contact Name

Position / Role

Email

Telephone

Mobile

Contact Name	Position / Role		A contact person must be nominated for each client.
Email			
Telephone	Mobile		

Certified Correct

Name

Signature

Name		May be certified by any appropriate person.
Signature		

All sections are mandatory unless otherwise stipulated